

B3 BENCHMARKING newsletter

In this newsletter:

1. Site Level Improvements
2. New Organization Level Data
3. Option to Exclude Site from Metrics
4. Meter Editor Updates
5. New Defined Duration Comparison Export to Excel
6. Updated ENERGY STAR® Portfolio Manager® (ESPM) scores for Offices
7. New Features Webinars

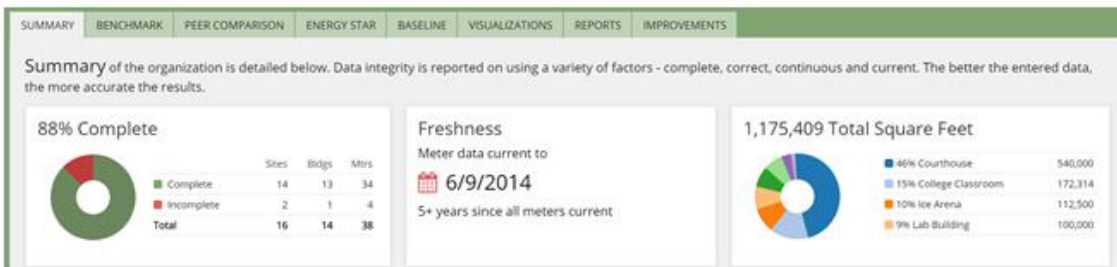
Site Level Improvements

The organization level improvements are helpful in prioritizing, planning and tracking improvement events across the portfolio. Now the site level Improvements tab has been advanced too! For sites with potential savings, the site level Improvements tab now displays end-use breakdowns to help determine if the potential savings may be in baseload equipment (e.g. lights, fan, pumps), heating systems or cooling systems. These graphs are based on a refined weather normalization algorithm utilizing consumption and average monthly weather. Below the End Use Consumption Breakdowns and Signatures, you can also specify improvement actions which will be reflected in the Organization level Improvement Plan.



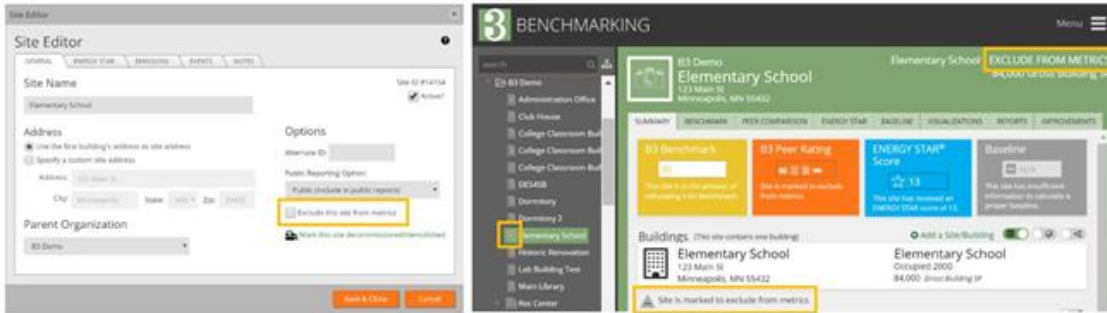
New Organization Level Data

The organization level Summary tab has also been updated. The Completeness graph is based on site metrics and square footage has now been broken out into a separate graph to identify the allocation of building types throughout the organization's portfolio. Freshness has been updated to 'days/months/years since' to streamline calculations of how current meter data is.



Option to Exclude Site from Metrics

If a site is not current for one reason or another and is holding back the organization's Freshness, the site can now be excluded from metrics. This leaves the site active, versus decommissioning the site, but excludes it from organization level metrics and calculations. Site level metrics are unaffected, but it is noted in various places that the site is excluded from metrics; including the navigation tree icon and site level metric tabs.



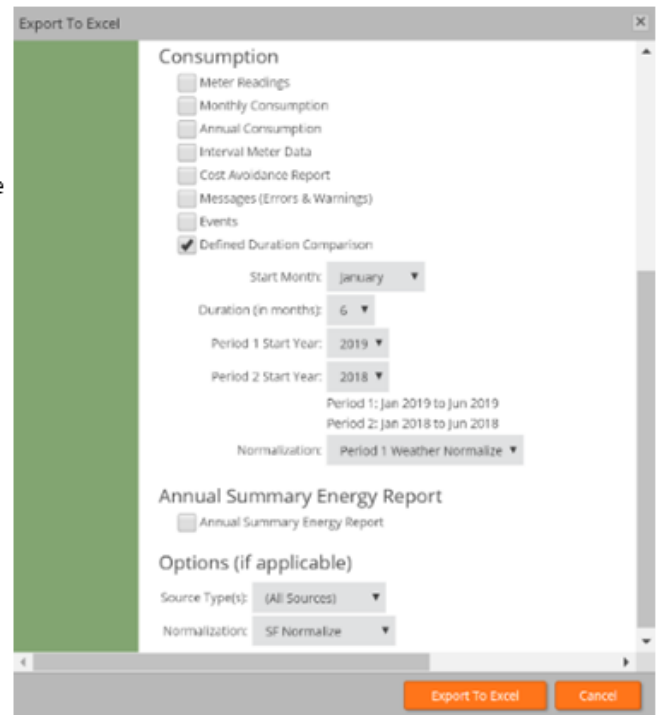
Meter Editor Updates

Various updates have happened with regards to B3 meters. When adding new meters, units and additional columns (Demand and Transport for energy and Sewer and Stormwater for water) are prompted when selecting meter type. The selection of these fields has been consolidated onto the Options tab within the Meter Editor. The Options tab is where gaps/overlap warnings can now be set to be ignored. For example, consumption data starts back in 2010 however there is a gap in consumption from 2014-2015. To avoid seeing the gap/overlap warning, a date of 1/1/2016 can be entered in the Meter Editor Options tab to ignore gap/overlap warnings prior to this date. This will allow the application to continue to warn on more recent gaps/overlaps. Utility specific notes can now be viewed on the Options tab. These are often times related to the units that billing usage is being reported in, e.g. "Billing Usage = 1 CCF".

Within the Organization Editor, there is a new Defaults tab to specify default meter readings columns for energy and water meters. This will provide the same meter readings columns for each meter that is created within the organization. These columns include Demand and Transport readings for energy and Sewer and Stormwater readings for water.

New Defined Duration Comparison Export to Excel

A new export template has been added to the Export to Excel list of options, Defined Duration Comparison. This export allows comparison of fiscal years, year to date, quarter(s), or a set of months. The start month, duration in month and 2 years provide the basis for the two comparison periods which are listed to confirm comparison periods. The default is to weather normalize period 1 but option to select normalization options. Remember the Options section at the bottom that applies to all export templates.



Updated ESPM Scores for Offices

After several months of review, EPA determined that an adjustment to the previously released office model was needed to better account for heating energy use. This past Monday, July 22nd, updated office property scores were made live in Portfolio Manager. On July 31st, ESPM is reinstating the certification for office buildings. Visit www.energystar.gov/scoreupdates for more details.

New Features Webinars

Want to see these new features in action or ask questions, join us for an upcoming webinar.

- Monday, August 12th at 12:00pm CDT - [Register Now](#)
- Wednesday, August 21st at 2:00pm CDT - [Register Now](#)

New to Benchmarking?

[Contact us](#) to get setup or provide an overview.



To unsubscribe from this B3 Newsletter, reply with "UNSUBSCRIBE" in the subject line.